



Wayne County Health Department






Weekly Covid-19 Report

January 9-15, 2022

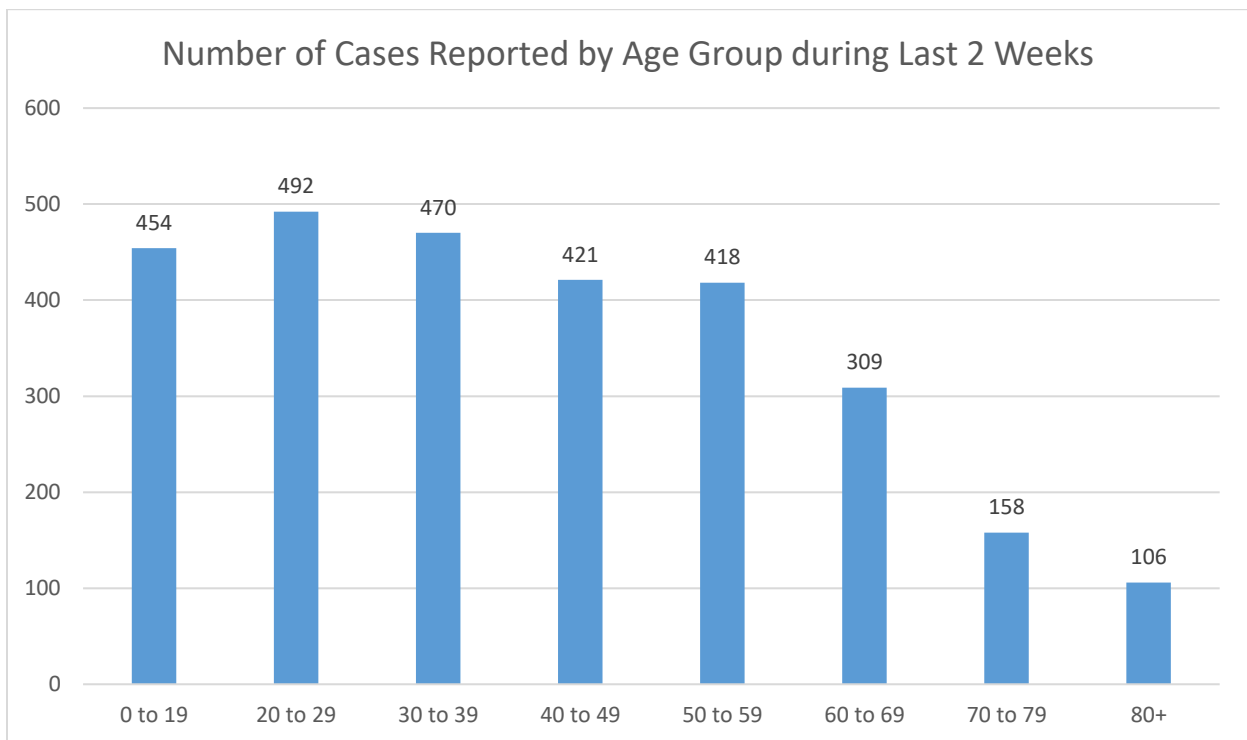
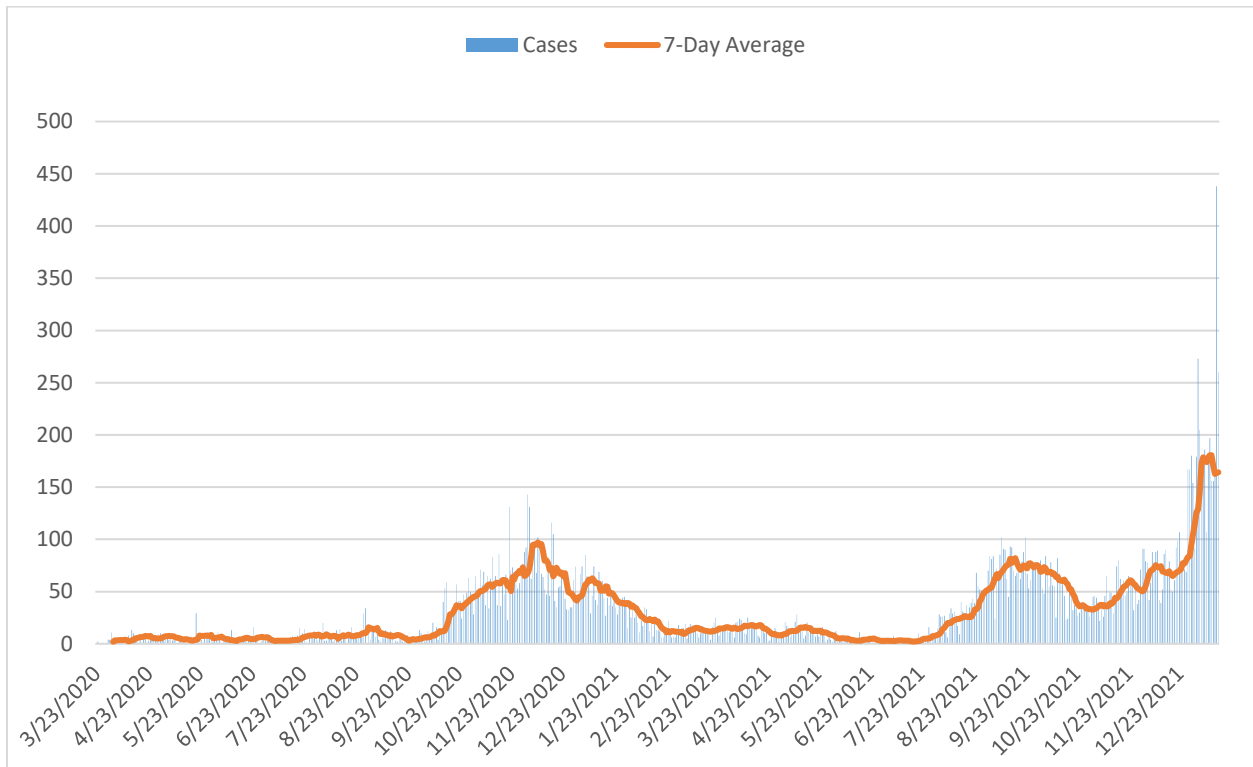
Summary:

Public health surveillance data indicate Corona Virus Disease 2019 (Covid19) activity in Wayne County is on the rise. 1,553 cases were reported during the week which is up from the 1,264 cases reported during the previous week. Of the cases reported during the last 2 weeks, 65% were less than 50 years of age. 46 cases have been hospitalized during the last 2 weeks. 72% of the hospitalized cases were 60 years of age or older. 26 Covid19 cases have died in the last 2 weeks. 85% of the deceased cases were 60 years of age or older. The Community Transmission Level for Wayne County is high. Approximately 47% of Wayne County residents eligible for vaccination have been fully vaccinated. Among those vaccinated, 52% of Wayne County residents ages 18 and older have received a booster.

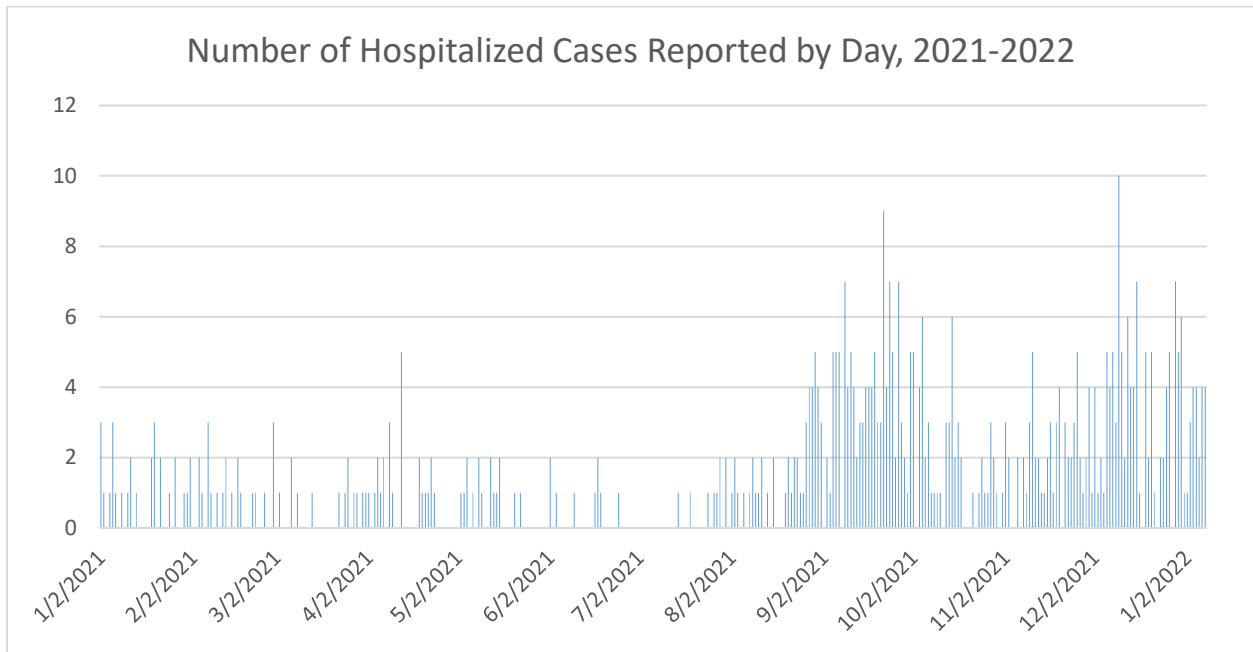
Dashboard:

Indicator	Current Week	Previous Week	Trend (# of weeks)	Total to Date
Number of New Cases Reported ¹	1,553	1,264	 4	21,565
Number of Hospitalized Cases ¹	24	22	 1	1,071
Number of Deaths: ²	10	16	 1	356
Number of Covid-19 Tests in last 7 days ³	3,056	2,597	 1	-
Percentage of Covid-19 Tests that are positive in last 7 days ³	31%	26%	 4	-
Community Transmission Level ⁴				High
Fully Vaccinated Rates ⁵				
Ages 5 and older:				47%
Ages 65 and older:				80%
Fully Vaccinated with a booster ⁵				
Ages 18 and older:				52%
Ages 65 and older:				70%
Number of Presumed Recovered ⁶				17,768
The number of cases, hospitalizations, and deaths is based on preliminary data and subject to change as case reports are received and interviews from contact tracing are completed.				

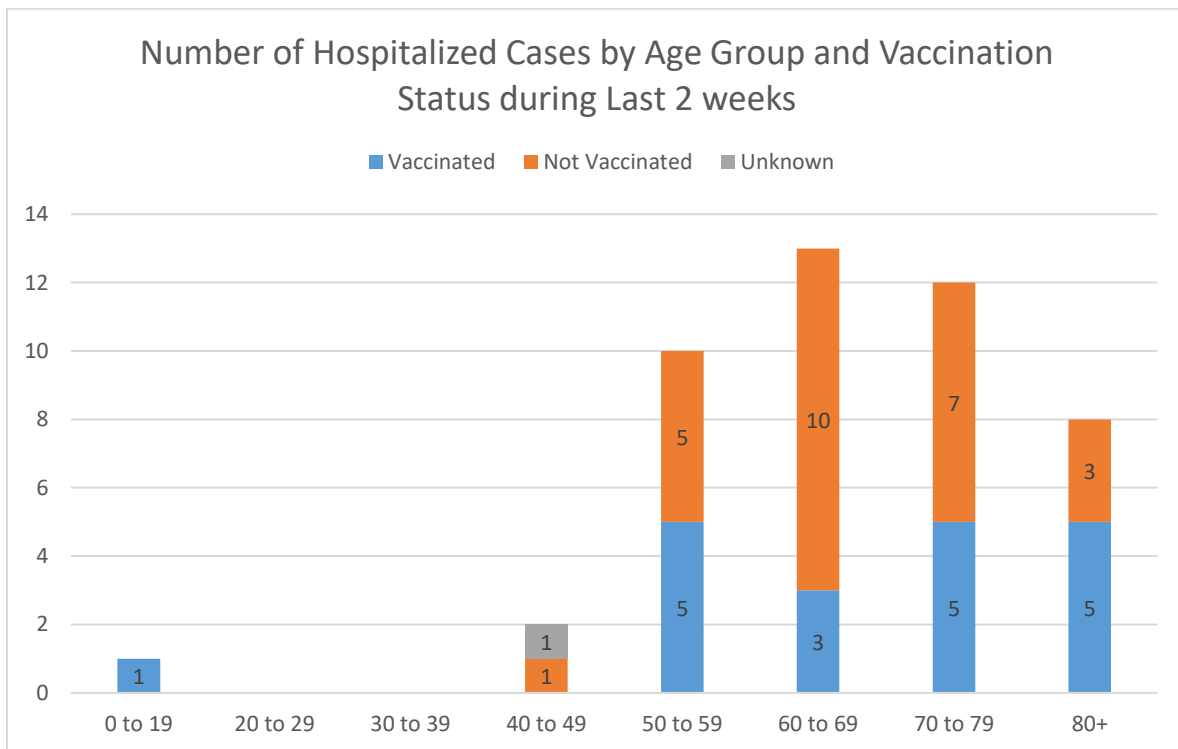
Number of Cases Reported by Day in 2020-2022:



Number of Hospitalized Cases admitted by Day in 2021-2022:

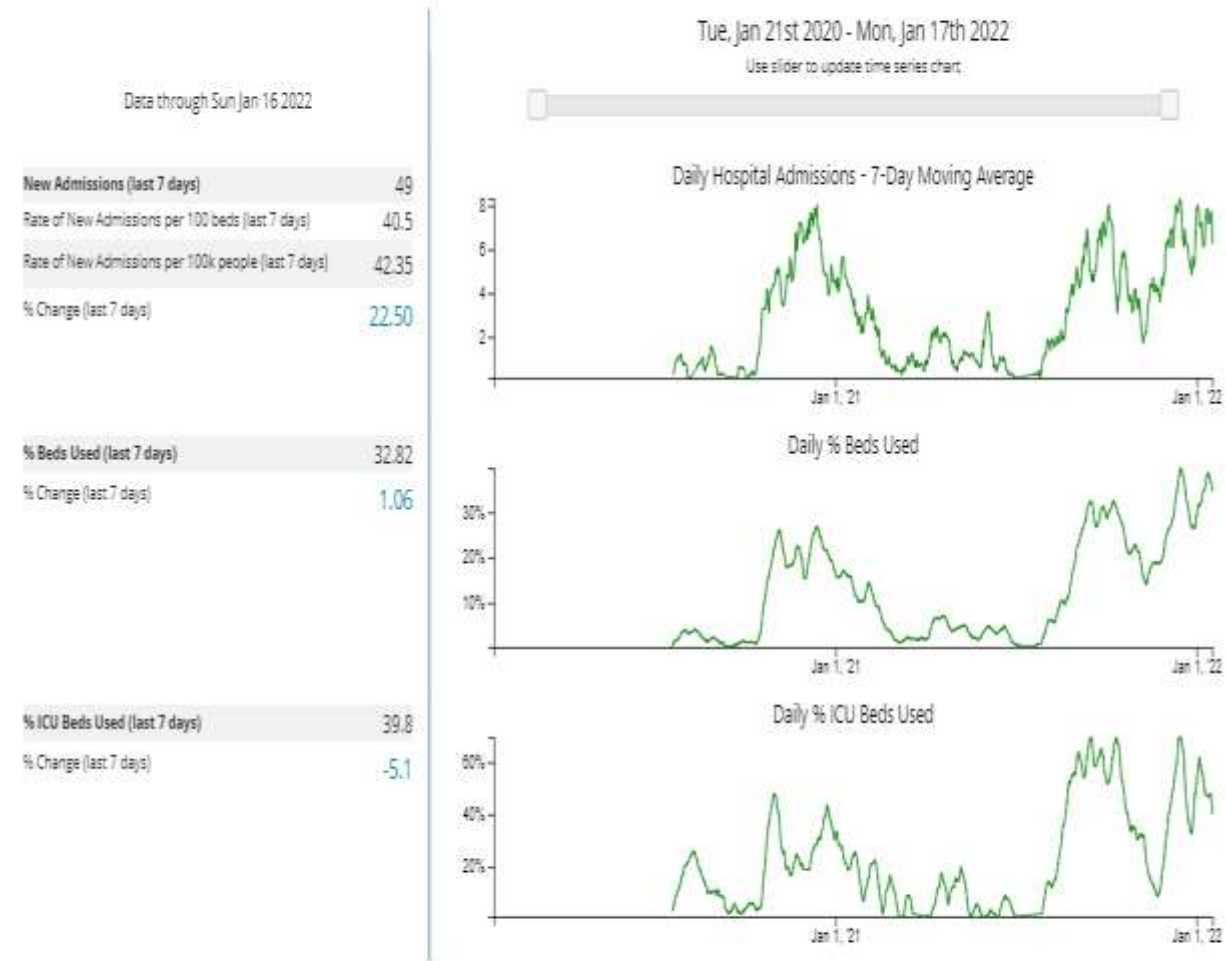


Age Distribution of Hospitalized Cases by Vaccination Status: last 2 weeks



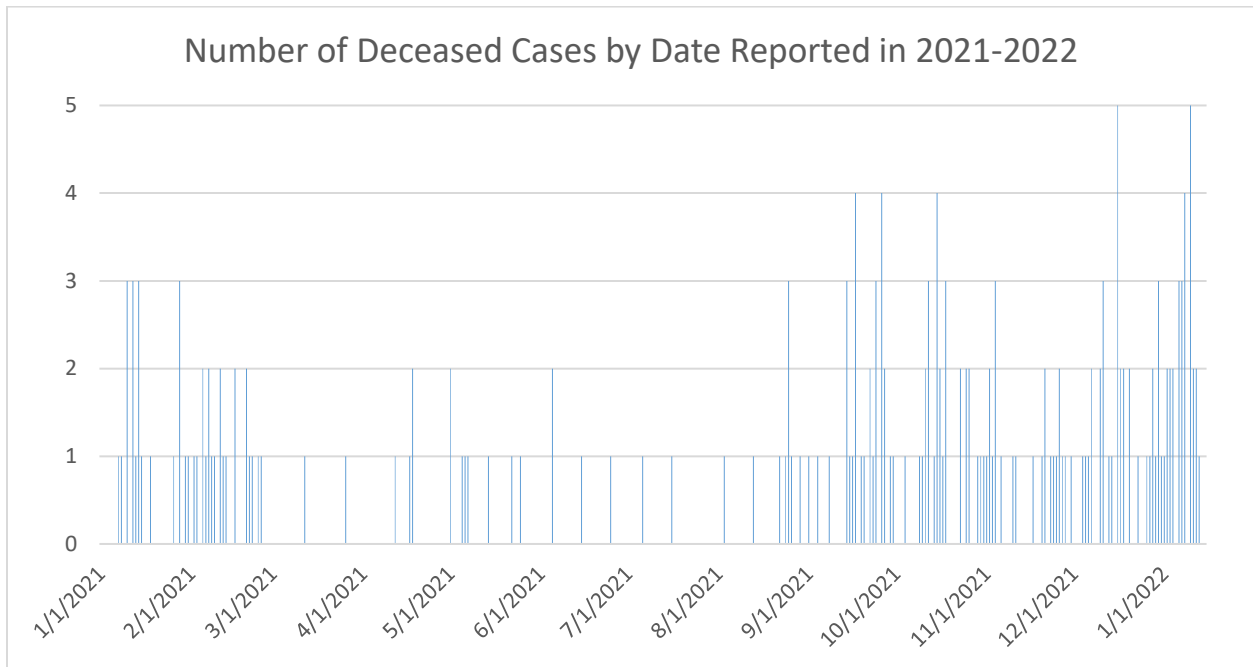
Hospital Bed Usage*:

Hospitalizations in Wayne County, Ohio

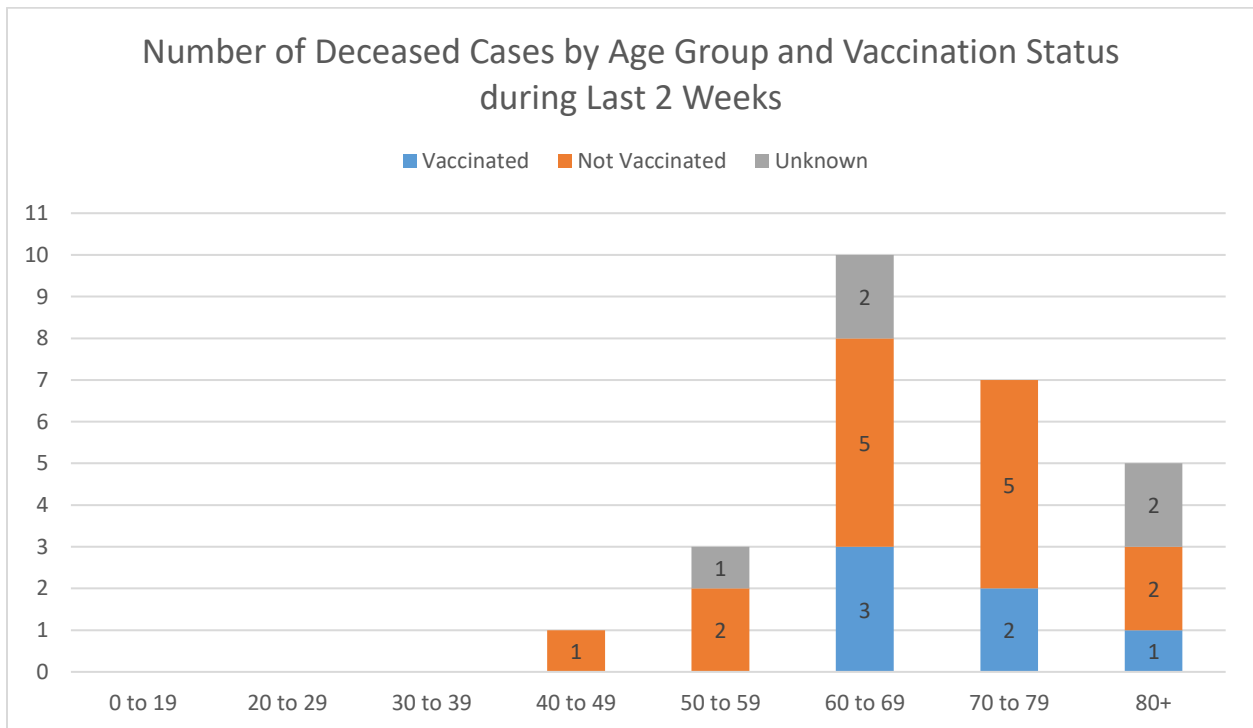


*Source: CDC COVID Data Tracker

Number of Deceased Cases by Day in 2021-2022:



Age Distribution of Deceased Cases by Vaccination Status: last 2 weeks



Data Sources:

1. **Ohio Disease Reporting System (ODRS):** Information on cases of communicable diseases reportable under Ohio Revised Code are housed and maintained by the Ohio Disease Reporting System (ODRS). Corona Virus Disease 2019 (Covid19) is a reportable condition under Ohio Revised Code. Health Care Providers are required to immediately notify their local public health department of Covid19 cases for follow-up. Cases with a classification status of confirmed or probable are included in this report. Confirmed cases are defined as patients that receive a positive laboratory test performed for Covid19. Probable cases must meet clinical criteria and epidemiologic evidence without confirmatory laboratory testing OR meet presumptive laboratory evidence and either clinical criteria or epidemiologic evidence.
2. **Office of Vital Statistics:** The Wayne County Health Department Office of Vital Statistics receives reports on the causes of death that occur among county residents. Covid19 deaths were included in this report if they were listed as deceased cases in the ODRS database of confirmed or probable cases.
3. **Covid-19 Testing and Positivity Rate:** The data represent COVID-19 laboratory test (Nucleic Acid Amplification Tests (NAATs), which include reverse transcriptase-polymerase chain reaction (RT-PCR) tests) results from laboratories in the United States, including commercial and reference laboratories, public health laboratories, hospital laboratories, and other testing locations. The data represent laboratory test totals-not individual people-and exclude antibody and antigen tests. The positivity rate calculation divides the number of positive tests by the total number of tests performed during the last 7 days.
4. **County Transmission Level:** Levels are determined by a combination of case rates per 100,000 and positivity rates. Transmission categories include Blue (**Low Transmission**): Control is achieved largely through individual prevention behaviors and the public health response to identify and isolate cases or clusters. Threshold: Counties with fewer than 10 cumulative cases per 100,000 population in the past 7 days, and a cumulative NAAT percent test positivity result below 5% in the past 7 days. Yellow (**Moderate Transmission**): Adherence to individual and selected community level prevention strategies are needed. Threshold: Counties with 10-49 cumulative cases per 100,000 population or a cumulative NAAT test positivity result between 5.0-7.9% in the past 7 days. Orange (**Substantial Transmission**): Everyday activities should be limited to reduce spread and protect the health care system. Threshold: Counties with 50-99 cumulative cases per 100,000 population or a cumulative NAAT test positivity result between 8.0-9.9% in the past 7 days. Red (**High Transmission**): Significant measures are needed to limit contact between persons, with priority given to maintaining essential community activities and services (e.g., health care, transportation, food and agriculture, schools). Threshold: Counties with cumulative cases =100 per 100,000 population or a cumulative NAAT test positivity result =10.0% in the past 7 days. Source: [CDC COVID Data Tracker](#)
5. **Vaccination Rates:** Rates are calculated by dividing the number of people who are considered fully vaccinated by the total number of people in the age group. Source: [CDC COVID Data Tracker](#)
6. **Definition of Recovered:** The number of cases minus the number of deaths minus the number of cases with illness onset in the last 21 days. This does not take into account any new health problems recovered people may now have as a result of a Covid infection.

All data points listed in the report are preliminary. The data reflect the latest numbers on the date of the ODRS query. Data points are subject to change and updated each week.