



Wayne County Health Department




Weekly Covid-19 Report

May 21-27, 2023

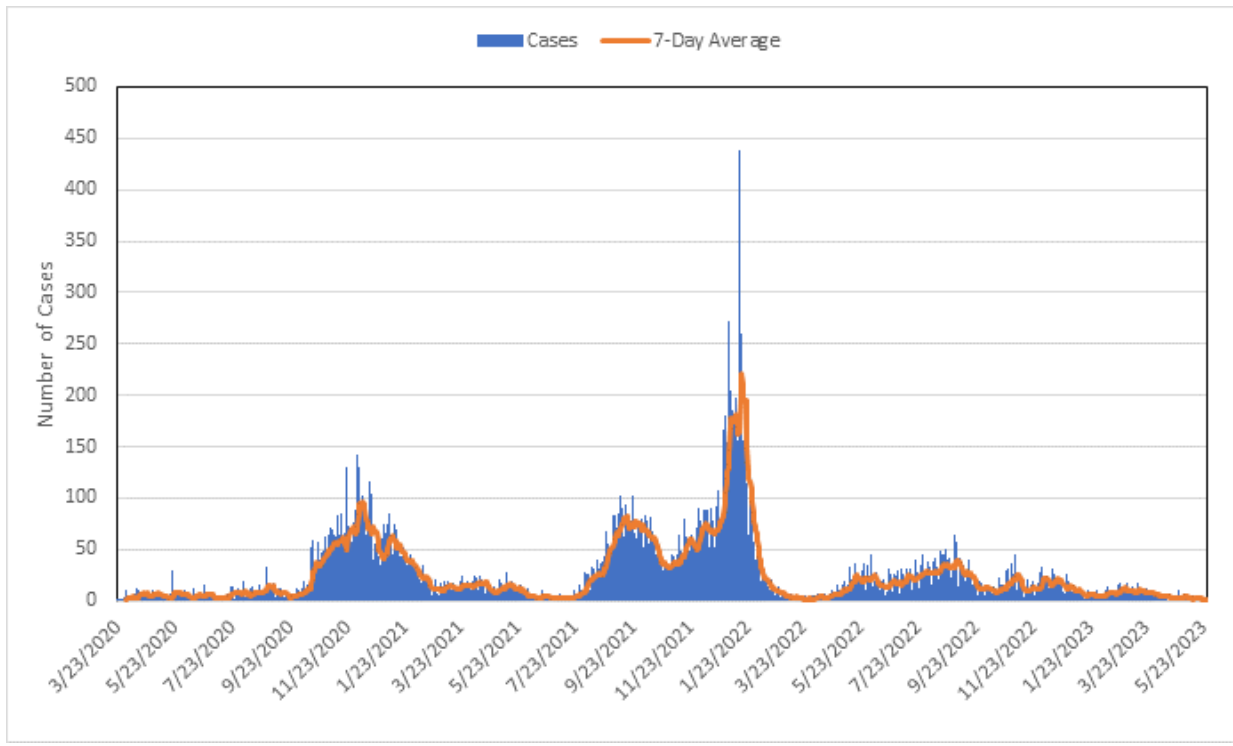
Summary:

Public health surveillance data indicate Corona Virus Disease 2019 (Covid-19) activity in Wayne County is Low. 6 cases were reported during the week which is lower than the 14 cases reported during the previous week. Of the cases reported during the last 2 weeks, 68% were 50 years of age or older. Zero cases have been hospitalized during the last 2 weeks. Zero Covid-19 cases have died in the last 2 weeks. Approximately 50% of Wayne County residents eligible for vaccination have been fully vaccinated. Among those vaccinated, 13% of Wayne County residents ages 5 and older have received a bivalent booster.

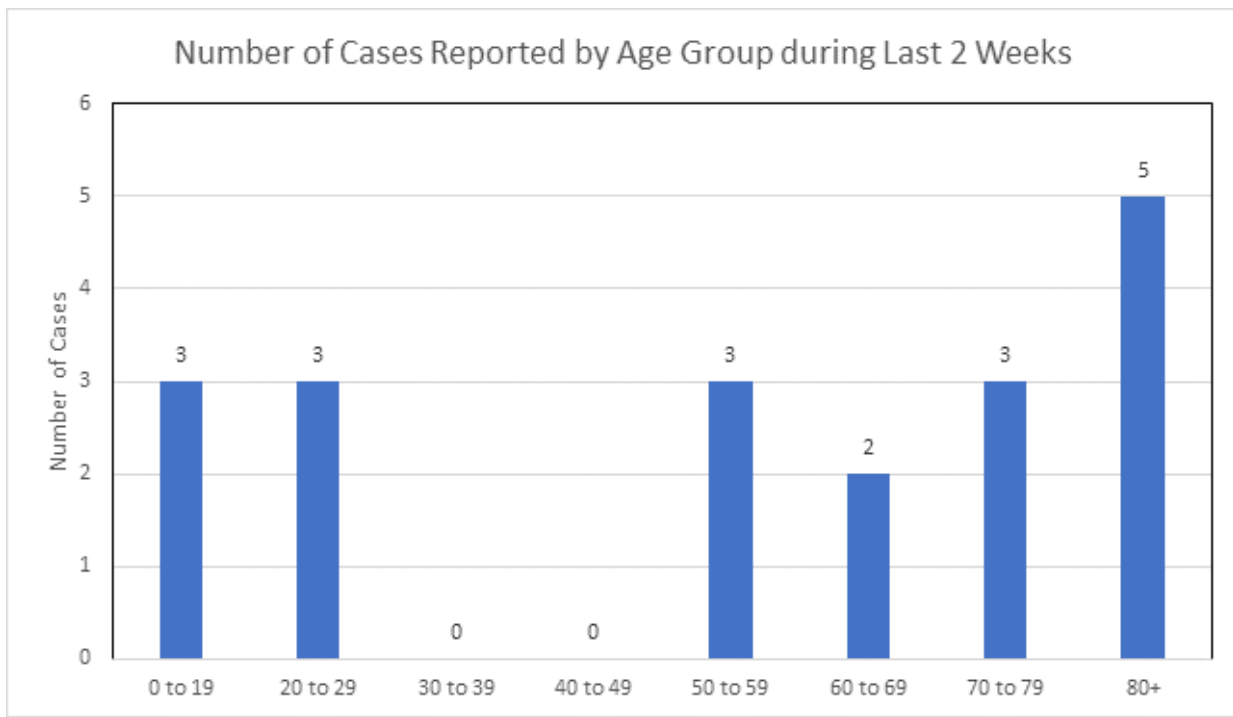
Dashboard:

Indicator	Current Week	Previous Week	Trend (# of weeks)	Total to Date
Number of New Cases Reported ¹	6	14	 4	28,950
Number of Hospitalized Cases ¹	0	0	 2	1,357
Number of Deceased Cases: ²	0	0	 6	481
Community Transmission Level ³				Low
Fully Vaccinated Rates ⁴ Ages 5 and older: Ages 65 and older: Fully Vaccinated with a bivalent booster dose ⁴ Ages 5 and older: Ages 65 and older:				50% 82% 13% 36%
Number of Presumed Recovered ⁵				28,371
The number of cases, hospitalizations, and deaths are based on preliminary data and subject to change as case reports are received and interviews from contact tracing are completed.				

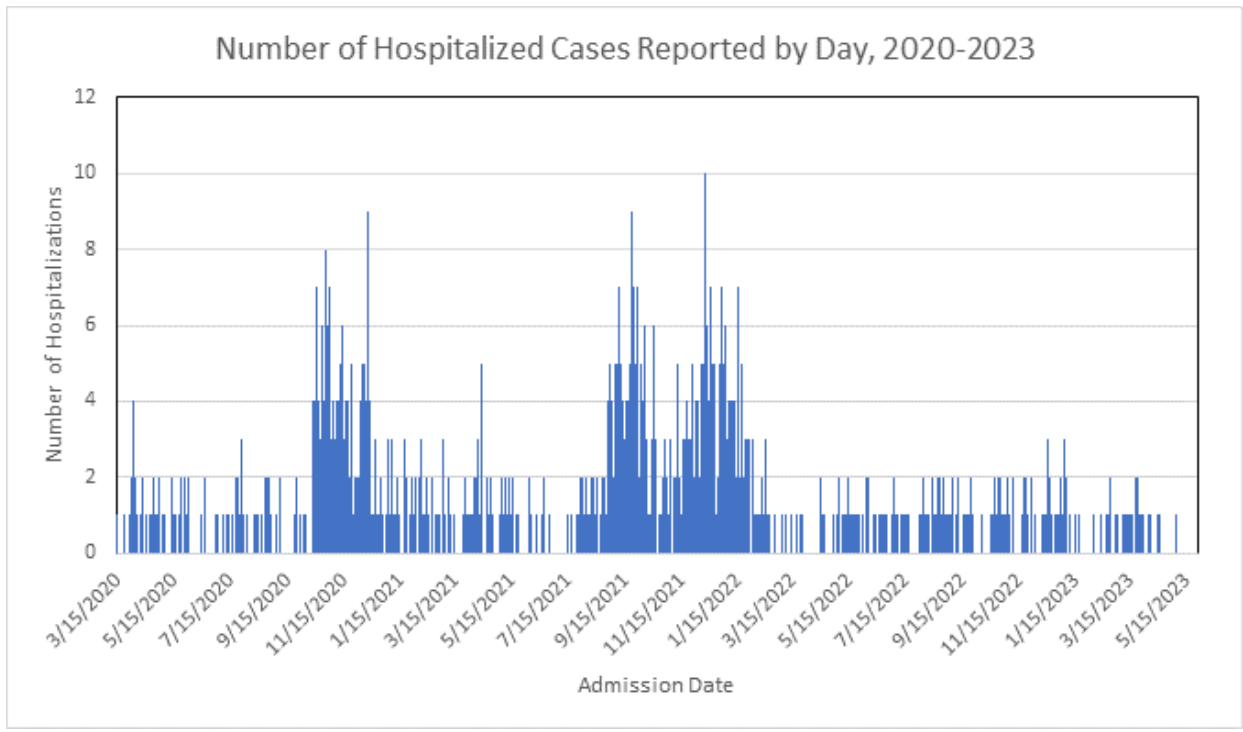
Number of Cases Reported by Day in 2020-2023:



Age Distribution of Reported Cases During the Last 2 Weeks:



Number of Hospitalized Cases admitted by Day in 2020-2023:



Data Sources:

1. **Ohio Disease Reporting System (ODRS):** Information on cases of communicable diseases reportable under Ohio Revised Code are housed and maintained by the Ohio Disease Reporting System (ODRS). Corona Virus Disease 2019 (Covid19) is a reportable condition under Ohio Revised Code. Health Care Providers are required to immediately notify their local public health department of Covid19 cases for follow-up. Cases with a classification status of confirmed or probable are included in this report. Confirmed cases are defined as patients that receive a positive laboratory test performed for Covid19. Probable cases must meet clinical criteria and epidemiologic evidence without confirmatory laboratory testing OR meet presumptive laboratory evidence and either clinical criteria or epidemiologic evidence.
2. **Office of Vital Statistics:** The Wayne County Health Department Office of Vital Statistics receives reports on the causes of death that occur among county residents. Covid19 deaths were included in this report if they were listed as deceased cases in the ODRS database of confirmed or probable cases.
3. **CDC Community Transmission Level:** The CDC looks at the combination of three metrics — new COVID-19 admissions per 100,000 population in the past 7 days, the percent of staffed inpatient beds occupied by COVID-19 patients, and total new COVID-19 cases per 100,000 population in the past 7 days — to determine the COVID-19 community level. New COVID-19 admissions and the percent of staffed inpatient beds occupied represent the current potential for strain on the health system. Data on new cases acts as an early warning indicator of potential increases in health system strain in the event of a COVID-19 surge. [COVID-19 Community Levels | CDC](#)
4. **Vaccination Rates:** Rates are calculated by dividing the number of people who are considered fully vaccinated by the total number of people in the age group. Source: [CDC COVID Data Tracker](#)
5. **Definition of Recovered:** The number of cases minus the number of deaths minus the number of cases with illness onset in the last 21 days. This does not take into account any new health problems recovered people may now have as a result of a Covid infection.

All data points listed in the report are preliminary. The data reflect the latest numbers on the date of the ODRS query. Data points are subject to change and updated each week.